


Data Sheet

# CSW-M85 | Serial to WLAN Converter



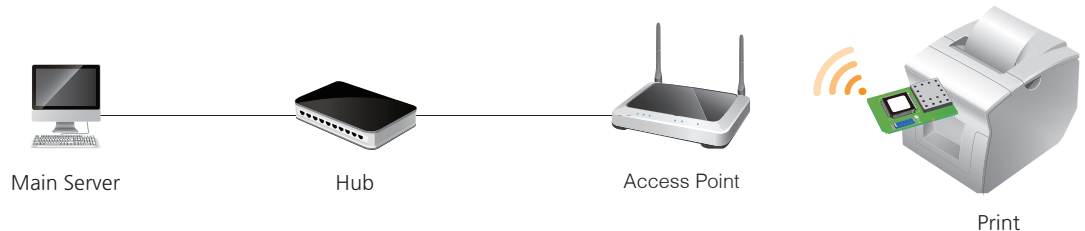
## Overview

CSW-M85 is a wireless LAN converter for serial devices. This modular type product helps your product add wireless network connectivity simply. Applying this product, not only you can reduce cost and risk, but also you can shorten development time to add the wireless LAN network capability. Because it embeds not only a chip antenna but also a socket for an external antenna, it can be used for various wireless network environments.

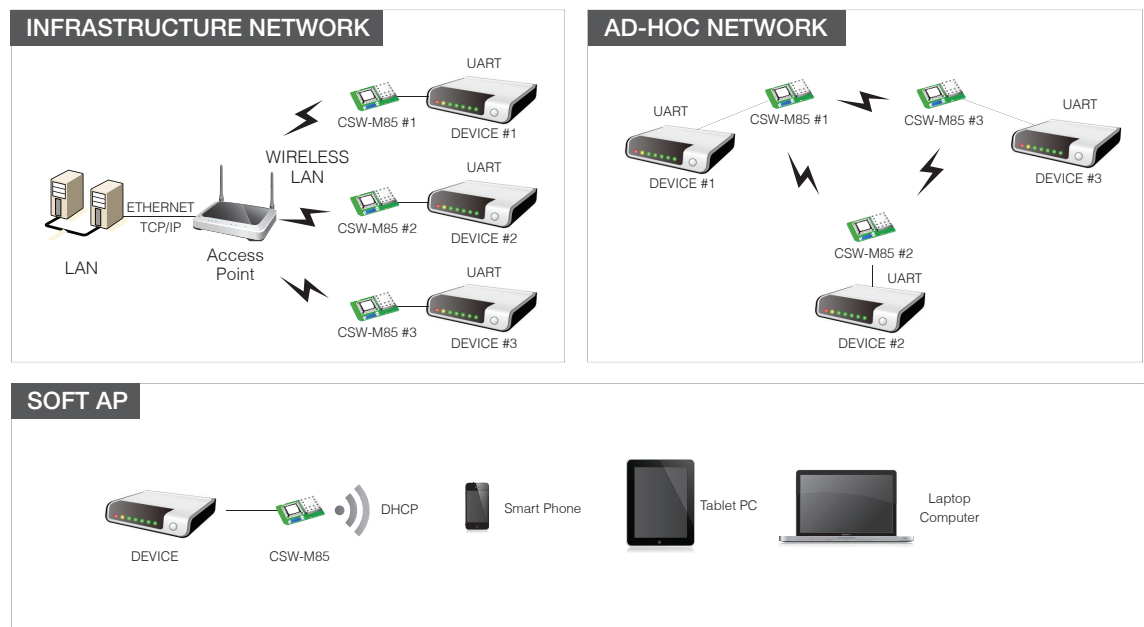
## Features

- 1 x UART(3.3V level)
- built-in IEEE 802.11 b/g wireless LAN module
- built-in chip antenna and a U.FL socket for an external antenna
- IPv4 / IPv6 dual stack
- Stateless/Stateful(DHCPv6) IPv6 auto configuration
- Soft AP (setting and connection through a smart phone or laptop without an AP available)
- Setting up main parameters (IP, SSID and security functions related to WiFi) on the Web
- RSSI(Received Signal Strength Indication) mode
- WPA Enterprise (EAP-TLS, EAP-TTLS, PEAP)
- Security options(IP Filtering, Password, WEP, WPA-PSK, WPA2-PSK)
- Separator settings for packet fragmentation

## Application



## System Diagram



# Specifications

<b>Serial Interface</b>	
<b>Serial Interface</b>	1 x UART, 3.3V level with 5V tolerant input RXD, TXD, RTS, CTS, GND
<b>Connector</b>	1x12 2mm pitch header x 2
<b>Serial Port Properties</b>	
<b>Data Rate</b>	300bps ~ 230,400bps
<b>Data Bits</b>	5, 6, 7, 8 bits
<b>Parity</b>	None, Even, Odd, Mark, Space
<b>Stop Bit</b>	1, 2
<b>Flow Control</b>	None, RTS/CTS, Xon/Xoff
<b>Network Physical Interface</b>	
<b>Wireless LAN Interface</b>	IEEE802.11b/g wireless LAN Chip Antenna/U.FL Connector(Selectable)
<b>Software Functions</b>	
<b>Protocols</b>	IPv6: IPv4/IPv6 dual stack, ICMPv6/TCPv6/UDPv6
	TCP, UDP, IP, ICMP, ARP, TELNET
	DHCP, DNS, DDNS
	Telnet COM Port Control Option(RFC 2217)
<b>Security</b>	WEP, WPA-PSK, WPA2-PSK
	WPA-Enterprise: EAP-TLS, EAP-TTLS, PEAP
	IP & MAC filtering - Restrict host or network
	Password for Configuring
<b>Communication Mode</b>	TCP Server(T2S)
	TCP Client(COD)
	TCP Server/Client with AT command(ATC) - Patent
	UDP Mode(U2S)
<b>Additional Functions</b>	Debug Function
	Sending MAC address Option
	Factory Reset
	RSSI(Received Signal Strength Indication) Mode
<b>Indicators (LEDs)</b>	
<b>Power</b>	Red
<b>Status</b>	Yellow, The current status
<b>Management</b>	
<b>ezManager</b>	Configuration and Monitoring through Network and Serial
<b>Telnet</b>	Telnet Login
<b>AT Command</b>	Configuring in ATC mode - Patent
<b>Suplenetary Software</b>	
<b>ezManager</b>	Configuration Tool for Windows
<b>ezVSP</b>	Serial to Network Virtual Driver for Windows
<b>ezTerm</b>	Simple TCP/IP Communication Test Tool
<b>Dimension</b>	
<b>Size</b>	40.0mm x 28.0mm
<b>Operating Environment</b>	
<b>Input Voltage</b>	DC 3.3V
<b>Power Consumption</b>	260mA typical
<b>Operating Temperature</b>	-10°C ~ +70°C
<b>Storage Temperature</b>	-40°C ~ +85°C